

CELANEX® 2302 GV1/30

CELANEX® PBT

Chemical abbreviation according to ISO 1043-1: PBT Moulding compound ISO 7792- PBT+PET, MGHR, 08-110N, GF30; Polybutylene terephthalate polymer blend with PET, 30 % glass fibre reinforced, injection molded parts with superior gloss. Flammability UL 94 HB minimum thickness 0.82 mm. Recognition by Underwriters Laboratories, USA (UL)

Product information

Resin Identification	(PBT+PET)-GF3 0	ISO 1043
Part Marking Code	>(PBT+PET)-GF30<	ISO 11469

Rheological properties

Melt volume-flow rate	14 cm ³ /10min	ISO 1133
Temperature	265 °C	
Load	2.16 kg	
Viscosity number	95 cm ³ /g	ISO 307, 1628
Moulding shrinkage range, parallel	0.2 - 0.3 %	ISO 294-4, 2577
Moulding shrinkage range, normal	0.6 - 0.8 %	ISO 294-4, 2577
Moulding shrinkage, parallel, annealed	0.4 %	ISO 294-4
Moulding shrinkage, normal, annealed	1 %	ISO 294-4

Typical mechanical properties

Tensile modulus	10500 MPa	ISO 527-1/-2
Tensile stress at break, 5mm/min	150 MPa	ISO 527-1/-2
Tensile strain at break, 5mm/min	2.5 %	ISO 527-1/-2
Flexural strength	210 MPa	ISO 178
Flexural strain at failure	3 %	ISO 178
Charpy impact strength, 23°C	56 kJ/m ²	ISO 179/1eU
Charpy impact strength, -30°C	58 kJ/m ²	ISO 179/1eU
Charpy notched impact strength, 23°C	10 kJ/m ²	ISO 179/1eA
Izod impact strength, -30°C	9 kJ/m ²	ISO 180/1U
Ball indentation hardness, H 961/30	220 MPa	ISO 2039-1
Poisson's ratio	0.34 ^[C]	

[C]: Calculated

Thermal properties

Melting temperature, 10°C/min	255 °C	ISO 11357-1/-3
Temperature of deflection under load, 1.8 MPa	200 °C	ISO 75-1/-2
Temperature of deflection under load, 0.45 MPa	220 °C	ISO 75-1/-2
Temperature of deflection under load, 8 MPa	125 °C	ISO 75-1/-2
Vicat softening temperature, 50°C/h 50N	225 °C	ISO 306
Coefficient of linear thermal expansion (CLTE), parallel	20 E-6/K	ISO 11359-1/-2
Thermal conductivity of melt	0.171 W/(m K)	ISO 22007-2
Specific heat capacity of melt	1730 J/(kg K)	ISO 22007-4

CELANEX® 2302 GV1/30

CELANEX® PBT

Flammability

Burning Behav. at 1.5mm nom. thickn.	HB class	IEC 60695-11-10
Thickness tested	1.6 mm	IEC 60695-11-10
Burning Behav. at thickness h	HB class	IEC 60695-11-10
Thickness tested	0.82 mm	IEC 60695-11-10
UL recognition	yes	UL 94
Oxygen index	20 %	ISO 4589-1/-2

Electrical properties

Relative permittivity, 100Hz	4.4	IEC 62631-2-1
Relative permittivity, 1MHz	4.1	IEC 62631-2-1
Dissipation factor, 100Hz	14 E-4	IEC 62631-2-1
Dissipation factor, 1MHz	170 E-4	IEC 62631-2-1
Volume resistivity	>1E13 Ohm.m	IEC 62631-3-1
Surface resistivity	>1E15 Ohm	IEC 62631-3-2
Electric strength	31 kV/mm	IEC 60243-1
Comparative tracking index	250	IEC 60112

Physical/Other properties

Humidity absorption, 2mm	0.15 %	Sim. to ISO 62
Water absorption, 2mm	0.4 %	Sim. to ISO 62
Density	1550 kg/m ³	ISO 1183
Density of melt	1320 kg/m ³	

Injection

Drying Recommended	yes
Drying Temperature	120 °C
Drying Time, Dehumidified Dryer	4 h
Processing Moisture Content	≤0.02 %
Melt Temperature Optimum	265 °C
Min. melt temperature	255 °C
Max. melt temperature	275 °C
Screw tangential speed	0.1 - 0.3 m/s
Mold Temperature Optimum	100 °C
Min. mould temperature	90 °C
Max. mould temperature	130 °C
Ejection temperature	191 °C

Characteristics

Processing	Injection Moulding
Delivery form	Pellets
Additives	Release agent
Special characteristics	Heat stabilised or stable to heat, High Gloss

CELANEX® 2302 GV1/30

CELANEX® PBT

Additional information

Injection molding

Preprocessing

To avoid hydrolytic degradation during processing, CELANEX resins have to be dried to a moisture level equal to or less than 0,02%. The drying should be done in a dry-air dryer (dew point < -30°C) with a temperature of 120 to 140 °C and a drying time of 2 to 4 hours. In case of longer residence times in the dry-air dryer, the temperature should be reduced to 100°C.

The time between drying and processing should be kept as short as possible. The processing machine feed hopper should be closed during the processing operation.

Processing

Melt Temperature 265-275 °C
Mold Temperature *) 90-100 °C
Maximum Barrel Residence Time **) 5-10 min
Injection Speed fast
Peripheral screw speed max.0,3 m/sec
Back Pressure 10-30 bar
Injection Pressure 600-1000 bar
Holding Pressure 400-800 bar
Nozzle Design open design preferred

Injection speed, injection pressure and holding pressure have to be optimized to the individual article geometry. To avoid material degradation during processing low back pressure and minimum screw speed have to be used. Overheating of the material has to be avoided.

Celanese recommends only externally heated hot runner systems.

*) For moulded parts with especially high requirements to the surface quality or dimensional stability, a mold temperature of up to 110 °C can be advantageous.

**) If the cylinder temperatures are higher than the recommended maximum temperatures, the max. residence time in the barrel has to be reduced.

Processing Notes

Pre-Drying

CELANEX should in principle be predried. Because of the necessary low maximum residual moisture content the use of dry air dryers is recommended. The dew point should be =< - 30° C. The time between drying and processing should be as short as possible.

Storage

For subsequent storage of the material in the dryer until processed (<= 60 h) it is necessary to lower the temperature to 100° C.

CELANEX® 2302 GV1/30

CELANEX® PBT

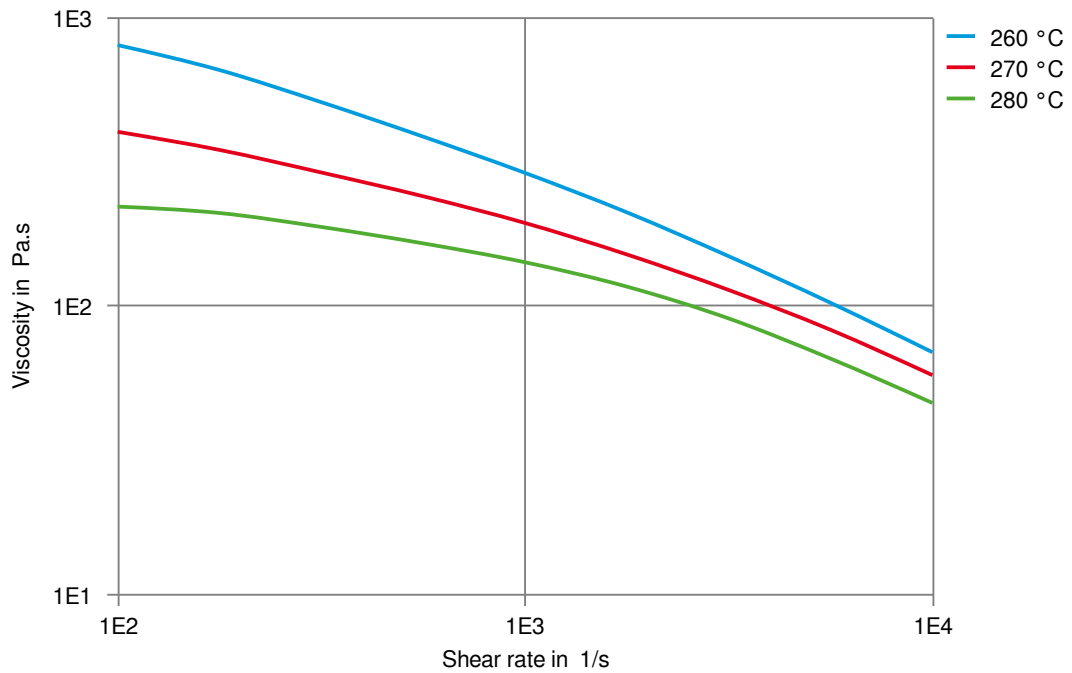
Automotive

OEM	STANDARD	ADDITIONAL INFORMATION
Bosch	N28 BN08-GF013	Natural
Bosch	N28 BN08-GF013	Black
FAW Group	JF03-28	Black
General Motors		Jet Black; Special Parts Approval, See Your CE Account Representative for Further Details.
General Motors	GMW16733P-PBT-GF30	Black (10/0900)
Great Wall Motor	MP12-05	Black 10/0907 (EC24 B-Pillar External Panel)
Renault	EP09a, PMR2020, 10/0900, No Spec, Special Part Approval, See Your CE Account Manager.	
Renault	EP11b, PMR2020, 10/0900, No Spec, Special Part Approval, See Your CE Account Manager.	
Renault	IP07a, PMR2020, 10/0900, No Spec, Special Part Approval, See Your CE Account Manager.	
SAIC Motor	SMTC 5 310 018	10/0907 BLACK
Stellantis - Chrysler	MS.50103 / CPN-4314	Black

CELANEX® 2302 GV1/30

CELANEX® PBT

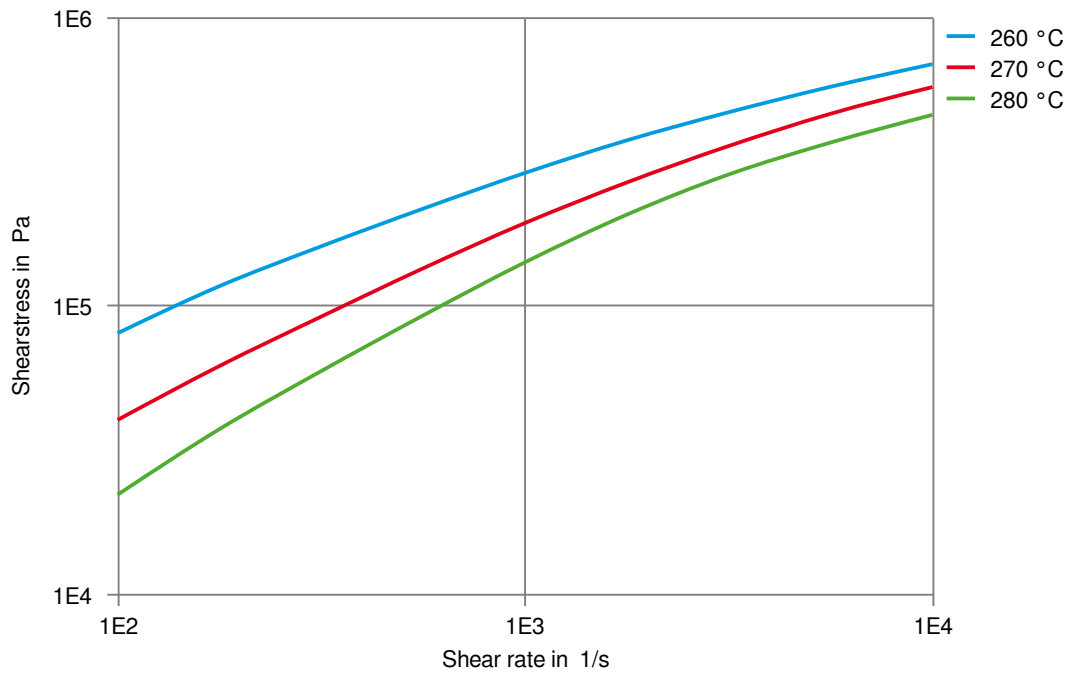
Viscosity-shear rate



CELANEX® 2302 GV1/30

CELANEX® PBT

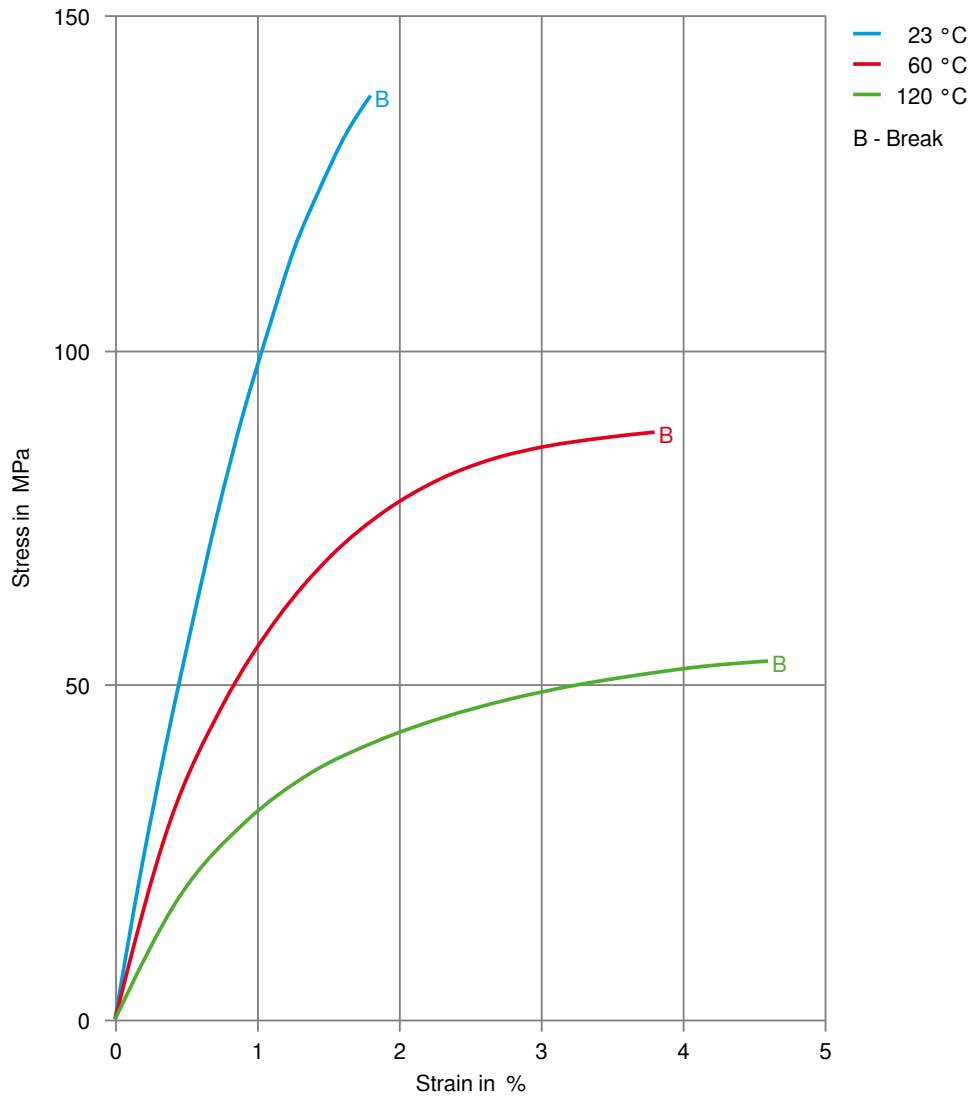
Shearstress-shear rate



CELANEX® 2302 GV1/30

CELANEX® PBT

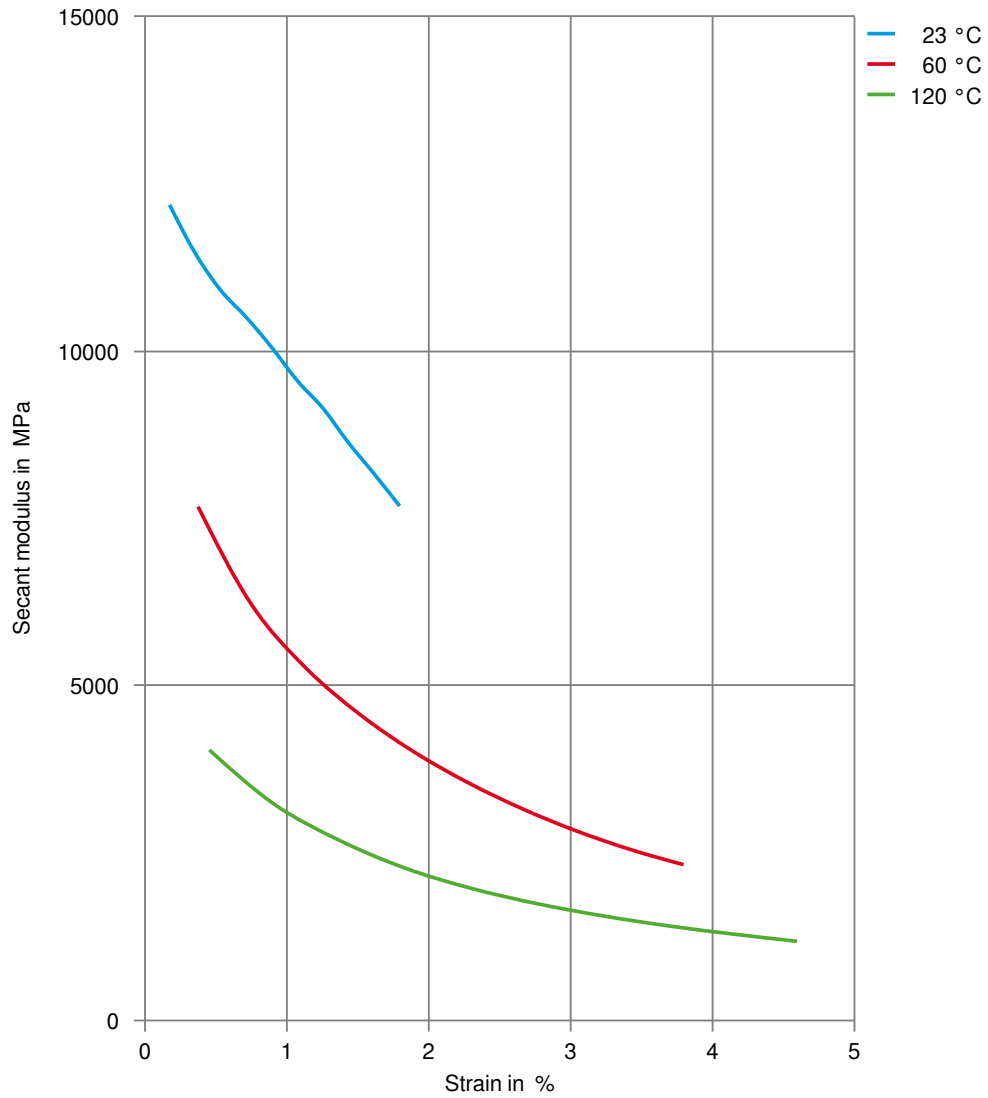
Stress-strain



CELANEX® 2302 GV1/30

CELANEX® PBT

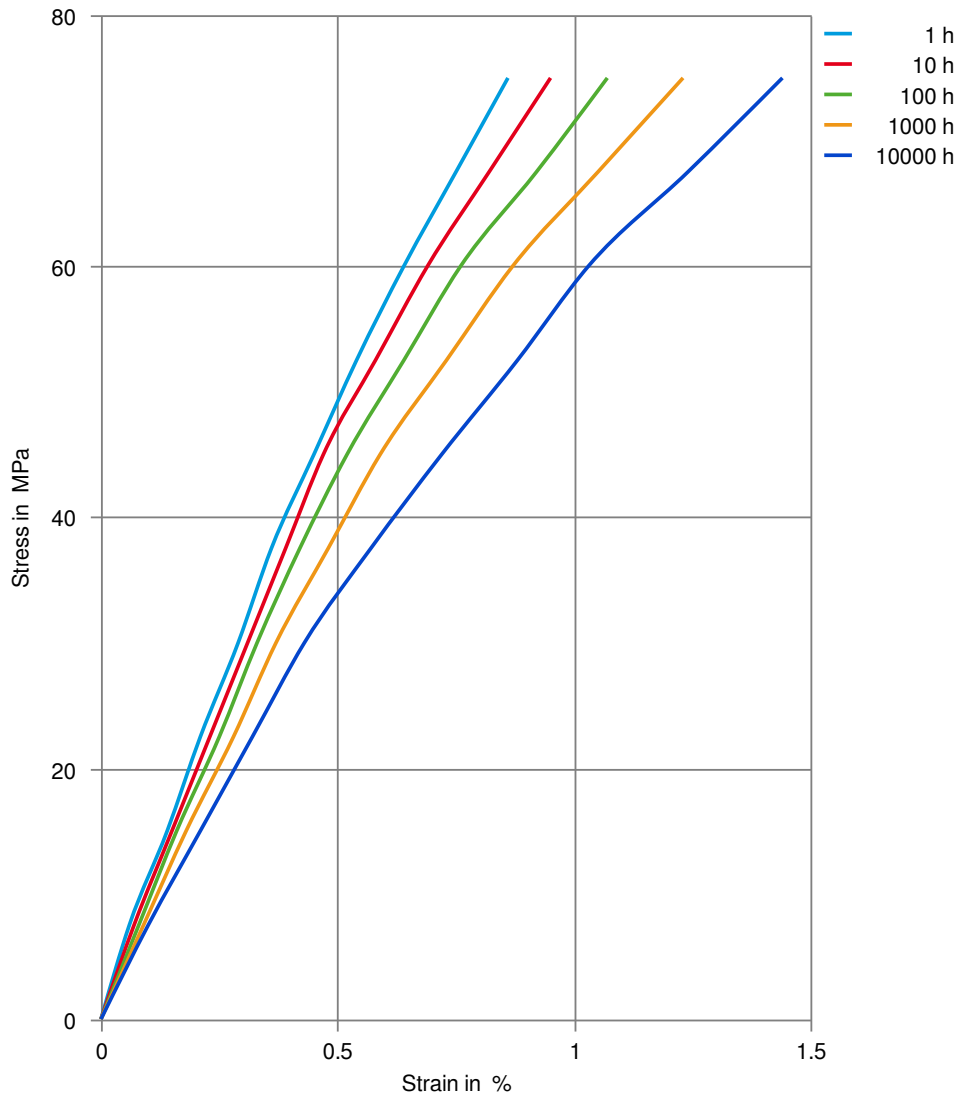
Secant modulus-strain



CELANEX® 2302 GV1/30

CELANEX® PBT

Stress-strain (isochronous) 23°C



CELANEX® 2302 GV1/30

CELANEX® PBT

Creep modulus-time 23°C

